



User Manual

Digital Pressure Gauge PCE-DPG Series



User manuals in various languages (français, italiano, español, português, nederlands, türk, polski, русский, 中文) can be found by using our product search on: www.pce-instruments.com

Last change: 30 July 2020
v1.0



Contents

1	Safety notes	1
2	Description	2
2.1	Technical specifications	2
2.2	Delivery contents.....	3
2.3	Display description	3
2.4	Key description.....	3
3	Contact	4
4	Disposal	4

1 Safety notes

Please read this manual carefully and completely before you use the device for the first time. The device may only be used by qualified personnel and repaired by PCE Instruments personnel. Damage or injuries caused by non-observance of the manual are excluded from our liability and not covered by our warranty.

- The device must only be used as described in this instruction manual. If used otherwise, this can cause dangerous situations for the user and damage to the meter.
- The instrument may only be used if the environmental conditions (temperature, relative humidity, ...) are within the ranges stated in the technical specifications. Do not expose the device to extreme temperatures, direct sunlight, extreme humidity or moisture.
- Do not expose the device to shocks or strong vibrations.
- The case should only be opened by qualified PCE Instruments personnel.
- Never use the instrument when your hands are wet.
- You must not make any technical changes to the device.
- The appliance should only be cleaned with a damp cloth. Use only pH-neutral cleaner, no abrasives or solvents.
- The device must only be used with accessories from PCE Instruments or equivalent.
- Before each use, inspect the case for visible damage. If any damage is visible, do not use the device.
- Do not use the instrument in explosive atmospheres.
- The measurement range as stated in the specifications must not be exceeded under any circumstances.
- Non-observance of the safety notes can cause damage to the device and injuries to the user.

We do not assume liability for printing errors or any other mistakes in this manual.

We expressly point to our general guarantee terms which can be found in our general terms of business.

If you have any questions please contact PCE Instruments. The contact details can be found at the end of this manual.



2 Description

The digital pressure gauge is mainly composed of a housing, a pressure sensor and a signal processing circuit and has the advantages of high precision, good corrosion resistance, impact resistance, shock resistance, small temperature drift, and good stability.

Please note the following when using:

1. Clear it before use. Due to the difference in atmospheric pressure and stress after installation, the product may show a little pressure. Please clear it before using it again (make sure the meter is not under pressure when it is cleared).
2. This product has a built-in pressure sensor, which is a precision device. Please do not disassemble it yourself. Do not use a hard object to probe or touch the diaphragm to avoid damaging the sensor.
3. Use a wrench to install. Before installing the product, make sure that the interface threads match the gauge threads and use a hex wrench; do not rotate the case directly.

2.1 Technical specifications

Type PCE-DPG	3	6	10	25	100	200
Measurement range	-14.5...43.5 psi, -1...3 bar	0...87 psi, 0...6 bar	0...145 psi, 0...10 bar	0...362.6 psi, 0...25 bar	0...1450 psi, 0...100 bar	0...2900 psi, 0...200 bar
Resolution	0.0145 psi, 0.001 bar		0.145 psi, 0.01 bar			1.45 psi, 0.1 bar
Accuracy	0.25% FSO					
Pressure	Relative					
Overpressure	1.5 times					
Measurable media	Gases, water					
Response time	<50 ms					
Housing material	Metal					
Measurement units	Mpa, bar, Kpa, mH2o, kg / cm ² , psi, mmH2o, in.WC, mbar					
Protection class	IP56					
Diameter display	2.5"					
Dimensions	Ø80 x 50 mm / 3.1 x 2 in (without sensor)					
Pressure connection	1/40" NPT					
Power supply	3 x 1.5 V AAA battery					
Environmental conditions	-10 ... 60 °C / 14 ... 140 °F, <80 % RH					
Weight	approx. 276 g / <1 lb (without batteries)					

2.2 Delivery contents





1 x digital pressure gauge PCE-DPG
 3 x batteries 1.5 V AAA
 1 x user manual

2.3 Display description



1. Percentage graph
2. Peak indicator
3. MAX indicator
4. MIN indicator
5. Battery status indicator
6. Current pressure indicator
7. Pressure unit

2.4 Key description

	On / Off
	Pressing for short time – switching pressure unit Pressing for a long time – zero calibration
	Pressing for a long time – clear peak Pressing for a short time – switch the max. and min. peak
	Pressing for a short time – activate the backlight Pressing for long time – set backlight duration <ol style="list-style-type: none"> 1. Press the backlight key for 3 seconds 2. With the unit key you shift between the two digits. 3. By pressing the backlight key you change the number. 4. To save the number and exit the menu, press the peak key.



3 Contact

If you have any questions, suggestions or technical problems, please do not hesitate to contact us. You will find the relevant contact information at the end of this user manual.

4 Disposal

For the disposal of batteries in the EU, the 2006/66/EC directive of the European Parliament applies. Due to the contained pollutants, batteries must not be disposed of as household waste. They must be given to collection points designed for that purpose.

In order to comply with the EU directive 2012/19/EU we take our devices back. We either re-use them or give them to a recycling company which disposes of the devices in line with law.

For countries outside the EU, batteries and devices should be disposed of in accordance with your local waste regulations.

If you have any questions, please contact PCE Instruments.



PCE Instruments contact information

Germany

PCE Deutschland GmbH
Im Langel 4
D-59872 Meschede
Deutschland
Tel.: +49 (0) 2903 976 99 0
Fax: +49 (0) 2903 976 99 29
info@pce-instruments.com
www.pce-instruments.com/deutsch

United Kingdom

PCE Instruments UK Ltd
Unit 11 Southpoint Business Park
Ensign Way, Southampton
Hampshire
United Kingdom, SO31 4RF
Tel: +44 (0) 2380 98703 0
Fax: +44 (0) 2380 98703 9
info@pce-instruments.co.uk
www.pce-instruments.com/english

The Netherlands

PCE Brookhuis B.V.
Institutenweg 15
7521 PH Enschede
Nederland
Telefoon: +31 (0)53 737 01 92
info@pcebenelux.nl
www.pce-instruments.com/dutch

United States of America

PCE Americas Inc.
711 Commerce Way suite 8
Jupiter / Palm Beach
33458 FL
USA
Tel: +1 (561) 320-9162
Fax: +1 (561) 320-9176
info@pce-americas.com
www.pce-instruments.com/us

France

PCE Instruments France EURL
23, rue de Strasbourg
67250 Soultz-Sous-Forets
France
Téléphone: +33 (0) 972 3537 17
Numéro de fax: +33 (0) 972 3537 18
info@pce-france.fr
www.pce-instruments.com/french

Italy

PCE Italia s.r.l.
Via Pesciatina 878 / B-Interno 6
55010 Loc. Gragnano
Capannori (Lucca)
Italia
Telefono: +39 0583 975 114
Fax: +39 0583 974 824
info@pce-italia.it
www.pce-instruments.com/italiano

China

PCE (Beijing) Technology Co., Limited
1519 Room, 6 Building
Zhong Ang Times Plaza
No. 9 Mentougou Road, Tou Gou District
102300 Beijing, China
Tel: +86 (10) 8893 9660
info@pce-instruments.cn
www.pce-instruments.cn

Spain

PCE Ibérica S.L.
Calle Mayor, 53
02500 Tobarra (Albacete)
España
Tel. : +34 967 543 548
Fax: +34 967 543 542
info@pce-iberica.es
www.pce-instruments.com/espanol

Turkey

PCE Teknik Cihazları Ltd.Şti.
Halkalı Merkez Mah.
Pehlivan Sok. No.6/C
34303 Küçükçekmece - İstanbul
Türkiye
Tel: 0212 471 11 47
Faks: 0212 705 53 93
info@pce- cihazlari.com.tr
www.pce-instruments.com/turkish

Hong Kong

PCE Instruments HK Ltd.
Unit J, 21/F., COS Centre
56 Tsun Yip Street
Kwun Tong
Kowloon, Hong Kong
Tel: +852-301-84912
jyi@pce-instruments.com
www.pce-instruments.cn